

FY 2021 MONTHLY DISBURSEMENT PROGRAM
(In Thousand Pesos)

BED 3

Department : Budgetary Support to Government Corporations
 Agency : National Electrification Administration
 Operating Unit : N/A
 Organization Code (UACS) : 350150000000
 Report Status :

Particulars	UACS CODE	Total Programs	Tax Rem Advice (TRA)	Net Program	Full Year Requirement (2021)																	
					Quarter 1				Quarter 2				Quarter 3				Quarter 4				Full Year	
					Jan	Feb	March	Sub Total	April	May	June	Sub Total	July	Aug	Sep	Sub Total	Oct	Nov	Dec	Sub Total	Total	
1	2	3	4	5	6	7	8	9=6+7+8	10	11	12	13=10+11+12	14	15	16	17=14+15+16	18	19	20	21=18+19+20	22	
Part A																						
I. NOTICE OF CASH ALLOCATION		5,011,274	-	5,011,274	820,834	722,888	722,887	2,266,609	588,932	526,139	390,386	1,505,457	390,386	373,358	373,357	1,137,101	102,107	-	-	102,107	5,011,274	
A. FISCAL YEAR'S (FY) BUDGET																						
New General Appropriations																						
FOR LATER RELEASE																						
Current Year																						
Subsidies	1101277																					
MOOE		1,827,500	-	1,827,500	200,000	-	-	200,000	271,250	271,250	271,250	813,750	271,250	271,250	271,250	813,750	-	-	-	-	1,827,500	
TOTAL PROGRAM, MOOE																						
B. PRIOR YEAR (PY) OBLIGATION																						
New General Appropriations																						
FOR LATER RELEASE																						
Prior Year Accounts																						
Subsidies	1101277																					
MOOE		3,183,774	-	3,183,774	620,834	722,888	722,887	2,066,609	317,682	254,889	119,136	691,707	119,136	102,108	102,107	323,351	102,107	-	-	102,107	3,183,774	


Prepared By:


MILAGROS A. ROBLES
 Acting Department Manager, Finance Services

In coordination with:


ARTIS NIKKIL TORTOLA
 Deputy Administrator for Technical Services

Approved By:


EDGARDO R. MASONGSONG
 Administrator

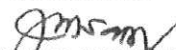
MONTHLY DISBURSEMENT PROGRAM (In PhP'000)


PARTICULARS	JAN	FEB	MAR	APR	MAY	JUN	JUL	AUG	SEP	OCT	NOV	DEC	TOTAL
2021 NEP													
Sitio Electrification Project				271,250	271,250	271,250	271,250	271,250	271,250				1,627,500
ECERF	200,000												200,000
TOTAL Current Year	200,000	-	-	271,250	271,250	271,250	271,250	271,250	271,250	-	-	-	1,827,500
2020 GAA													
Sitio Electrification Project					102,108	102,108	102,108	102,108	102,107	102,107			612,646
2019 GAA													
Sitio Electrification Project				17,028	17,028	17,028	17,028						68,112
2018 GAA													
Sitio Electrification Project	384,391	384,390	384,390										1,153,171
Rural Electrification, Kapalong and San Isidro,	3,556												3,556
Installation of Transformers in Public Schools	653												653
2017 GAA													
Sitio Electrification Project	29,491	29,491	29,491	29,490	29,490								147,453
NDRRM Fund (FY2016 GAA) NHA Resettlement Sites in TS Yolanda		106,264	106,264	106,264	106,263								425,055
Previous Years													
2016 NHA- Resettlement Sites in TS Yolanda-affect	164,900	164,900	164,900	164,900									659,600
2015 PAMANA													-
2014 PAMANA	37,843	37,843	37,842										113,528
TOTAL Prior Years	620,834	722,888	722,887	317,682	254,889	119,136	119,136	102,108	102,107	102,107	-	-	3,183,774
TOTAL	820,834	722,888	722,887	588,932	526,139	390,386	390,386	373,358	373,357	102,107	-	-	5,011,274

Prepared by:


MARIFE A. ESPERANZANTE

In coordination with:


JOSEPH M. SANGALANG
OIC, Total Electrification Division


ERNESTO O. SILVANO, JR.
Manager, Total Electrification and Renewable
Energy Development Department


FEDERICO P. VILLAR
Acting Department Manager, Disaster Risk Reduction
Management